

XP SERIES

Dimensioni / Dimensions - mm (inch)

KOR XP LP - 4W

CRI 90

WARM WHITE

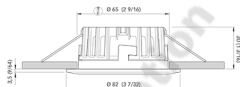
IP66



KOR XP LP - 4W - IP66
Fissaggio a molle / Spring installation

Ø Cornice / Ø Bezel 82 mm
Recesso / Recess 30 mm
Ø Foratura / Ø Cutout 65 mm

○ ○ ● ●
4W + Courtesy light ○ ○ ○ ○



KOR XP HP - 4W

CRI 90

WARM WHITE

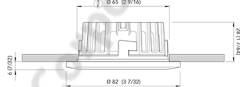
IP66



KOR XP HP - 4W - IP66
Fissaggio con viti / Screw installation

Ø Cornice / Ø Bezel 82 mm
Recesso / Recess 28 mm
Ø Foratura / Ø Cutout 65 mm

○ ○ ● ●
4W + Courtesy light ○ ○ ○ ○



KOR XP LP - 6W

CRI 90

WARM WHITE

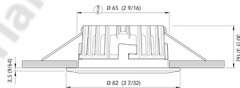
IP66



KOR XP LP - 6W - IP66
Fissaggio a molle / Spring installation

Ø Cornice / Ø Bezel 82 mm
Recesso / Recess 30 mm
Ø Foratura / Ø Cutout 65 mm

○ ○ ● ●
6W + Courtesy light ○ ○ ○ ○
⊗ ⊗ ⊗ KOR XP LP - 6W - IP66



KOR XP HP - 6W

CRI 90

WARM WHITE

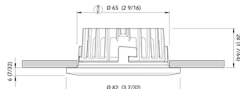
IP66



KOR XP HP - 6W - IP66
Fissaggio con viti / Screw installation

Ø Cornice / Ø Bezel 82 mm
Recesso / Recess 28 mm
Ø Foratura / Ø Cutout 65 mm

○ ○ ● ●
6W + Courtesy light ○ ○ ○ ○
⊗ ⊗ ⊗ KOR XP HP - 6W - IP66



Modelli / Models	KOR XP LP/HP - 4 WATT			KOR XP LP/HP - 6 WATT		
Sorgente luminosa / Light source	LED			LED		
Alimentazione / Power supply	10 - 30 Vdc			10 - 30 Vdc		
Potenza / Power consumption	4 W			6 W		
Absorbimento / Absorption	0,33 A @ 12 V / 0,17 A @ 24 V			0,5 A @ 12 V / 0,25 A @ 24 V		
Protezione LED / LED protection	Picchi di voltaggio \pm 500 V - Contro l'inversione di polarità / Spike protected \pm 500 V - Against inversion of polarity			Picchi di voltaggio \pm 500 V - Contro l'inversione di polarità / Spike protected \pm 500 V - Against inversion of polarity		
Polarità / Polarity sensitive	SI / Yes			SI / Yes		

	Bianco Naturale / Daylight			Bianco Caldo / Warm White			Bianco Naturale / Daylight			Bianco Caldo / Warm White		
	3800-4100 K*			2900-3100 K* (2600-2800 K**)			3800-4100 K*			2900-3100 K* (2600-2800 K**)		
Temperatura colore / Color temperature	≥ 80			≥ 90			≥ 80			≥ 90		
CRI (color rendering index)	310 lm			240 lm			410 lm			315 lm		
Flusso luminoso / Luminous flux	1 m	2 m	3 m	1 m	2 m	3 m	1 m	2 m	3 m	1 m	2 m	3 m
Distanza / Distance	1,48 m	2,97 m	4,45 m	1,48 m	2,97 m	4,45 m	1,48 m	2,97 m	4,45 m	1,48 m	2,97 m	4,45 m
Diametro / Diameter	187,4 lux	46,9 lux	20,8 lux	137,9 lux	34,5 lux	15,3 lux	263,4 lux	65,9 lux	29,3 lux	193,8 lux	48,4 lux	21,5 lux
Illuminamento / Illuminance	70°			70°			70°			70°		
Angolo / Beam												

*Disponibile su richiesta / Available on request