



# MVT 0530 Series

## 5kV Medium Voltage Termination

Class 1 Termination for single-core 2.3-6.6kV extruded dielectric, shielded power cable

### Description

The Innovative Power Products MVT 0530 series Class I terminators are heatshrinkable 5kV (2.3-6.6kV) extruded dielectric, shielded medium voltage power cable terminations. The MVT 0530E series terminations are for applications where the terminator is exposed to the elements such as precipitation or direct outdoor sunlight.

MVT kits provide a lightweight, compact and flexible alternative to porcelain terminators. This allows the installation of the system in low profile switchgear and other enclosures requiring multiple cable-to-busbar connections. The MVT system does not add any significant weight to the cable, therefore no special hardware is required to support the completed termination

### Versatility

MVT 0530 kits cover a wide range of conductor sizes and shapes. They accommodate out-of-round or off-tolerance cables in both round and sector shaped conductors. The standard kits fit all types of cable constructions, including: metallic tape shield, drain wire shield, lead covered and Unishield® power cables. Five (5) kit sizes cover all cable sizes from 8 AWG through 1000 kcmil.

### Performance

MVT kits are factory engineered to provide fast and easy installation with reliable performance.

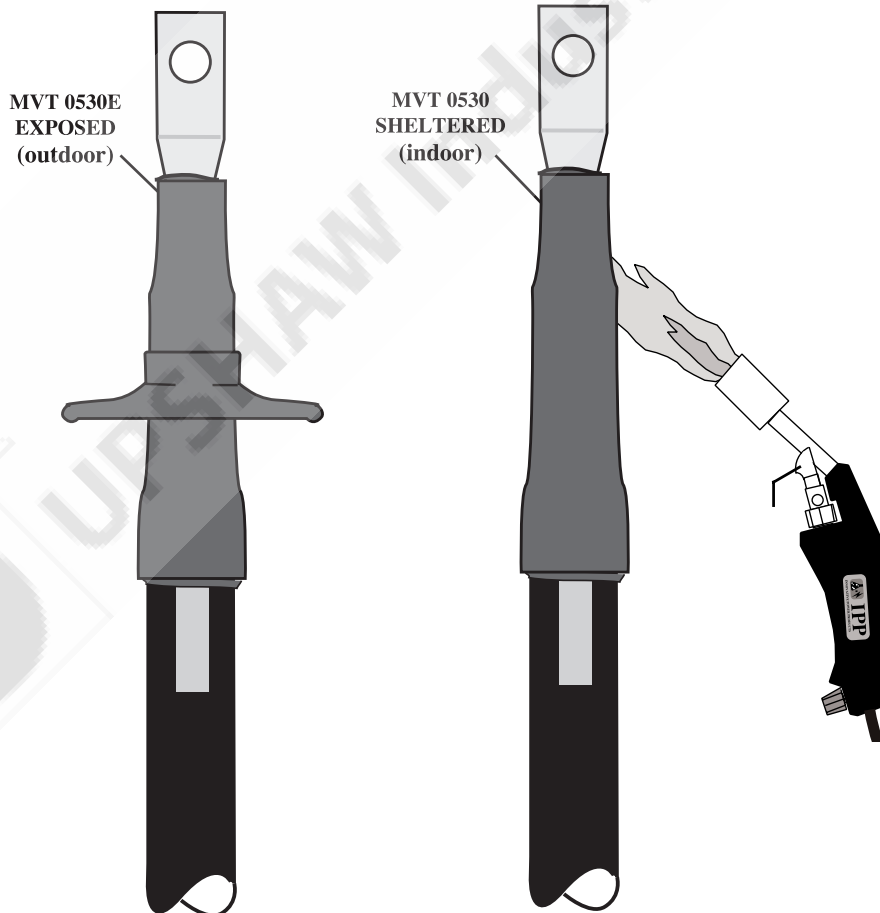
All MVT kits are designed to meet or exceed the requirements of IEEE-48 for Alternating Current Cable Terminations.

### Convenient Packaging

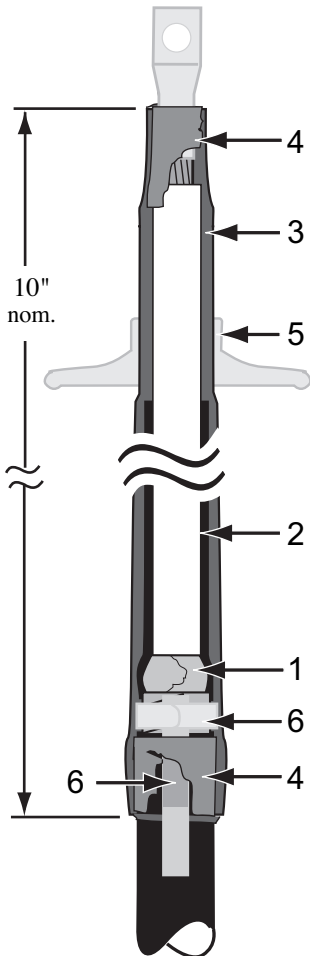
The kits are packaged to provide three (3) single-core terminations. Everything is included to terminate three, single cores less the terminal lugs and external grounding components. External grounding components can be included as a kit option. Connectors can be supplied in the kits; subject to factory quote. See section 5 for connector information.

### Related Product Information

MVT 0530: Price List PL-611



## Electrical Specifications: Related Accessories



Test Requirement	Value	MVT 0530
AC withstand, 1 minute (60 hz)	25 kV	PASS
DC withstand, 15 minutes	50 kV	PASS
Discharge Extinction Voltage (<3pC)	4.5 kV	> 4.5kV
Impulse withstand 1.2 x 50 $\mu$ s (crest kV)	75 kV	> 75kV
Wet withstand, 10 seconds	25 kV	PASS
Dry withstand, 6 hours	15 kV	PASS
Continuous current rating	= Cable	= Cable

## Bill of Materials: One kit terminates one 1/C cable end. Std. Pkg.= 3 kits

Key	Item Description	Quantity	Supplied
1	Field Control Material	1 strip	In All Kits
2	Field Control Tubing	1 tube	In All Kits
3	Non-Tracking Tubing	1 tube	In All Kits
4	Sealant Strips	as required	In All Kits
-	Installation Guide	1 each	In All Kits

## Options: Mod. Kits: requirements for one kit

Key	Item Description	Quantity	Nomenclature
5	Non-Tracking Sheds	1 piece	<b>E</b> - Emod Kit**
6	Sealed Ground Kits	1 piece	<b>G</b> - Gmod Kit**
-	Cable Cleaning Kit (Not Shown)	1 kit	<b>P</b> - Pmod Kit**
-	Terminal Lugs	1 piece	Factory Quoted*

## 5kV Selection Guide

Conductor Range	Kit Catalog Number	Insulation Diameter	Jacket Diameter Max.
<i>All Dimensions in Inches</i>			
6 - 2 AWG	MVT 0531	0.40 - 0.61	0.82
1 - 3/0 AWG	MVT 0532	0.50 - 0.80	1.10
4/0 - 350 kcmil	MVT 0533	0.70 - 1.05	1.25
500 - 1000 kcmil	MVT 0534	1.00 - 1.50	1.75

## Ordering Information

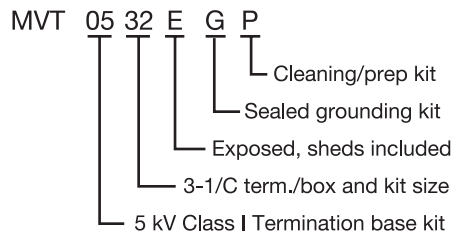
1. Select the kit catalog number by the cable size. The kit contains everything needed to terminate 1/C cable end, less the connectors for sheltered (indoor) use. **Confirm the dimensions when at the extremes of the size range.**

2. Add the mod kit letter designation as needed to change the base kit:

- E** - sheds are required for exposed (outdoor) environments.
- G** - sealed grounding kit (Gmod)
- P** - cable cleaning kit (Pmod)

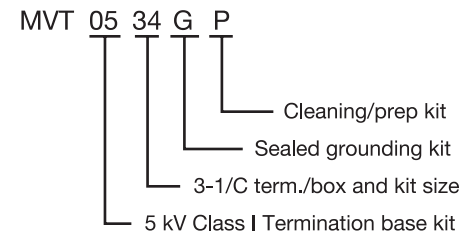
### EXAMPLE:

For 1/C, 2/0 AWG, 5 kV cable installed in an exposed (outdoor) location, using a sealed grounding kit (Gmod) and a cable preparation/cleaning kit:



### EXAMPLE:

1/C, 500 kcmil, 6.6 kV cable installed in a sheltered (indoor) location, using a sealed grounding kit (Gmod) and a cable preparation/cleaning kit



\* CONNECTORS: To have connectors supplied in the kits, please refer to Section 5 in this catalog for connector selection information. The connectors must be ordered separately but can be packaged within the kits if detailed information is supplied. \*\* Supplied if specified. \*\*\* WRAPAROUND SLEEVE with stainless steel channel-Contact IPP for more information.