



MVT 1530 Series

15kV Medium Voltage Termination

Class 1 Terminator for single conductor 12-17.5kV extruded dielectric shielded power cable

Description

The Innovative Power Products MVT 1530 series Class I terminators are heatshrinkable 15kV (12-17.5kV) extruded dielectric, shielded, medium voltage power cable terminations. The MVT 1530E series terminations are for applications where the terminator is exposed to the elements such as precipitation or direct outdoor sunlight.

MVT kits provide a lightweight, compact and flexible alternative to porcelain terminators. These features allow the installation of the system in low profile switchgear and other enclosures requiring multiple cable-to-busbar connections. The MVT system does not add any significant weight to the cable, therefore no special hardware is required to support the completed termination

Versatility

MVT 1530 kits cover a wide range of conductor sizes and shapes. They accommodate out-of-round or off-tolerance cables in both round and sector shaped conductors. The standard kits fit all types of cable constructions, including: metallic tape shield, drain wire shield, lead covered and Unishield® power cables. Four (4) kit sizes cover all cable sizes from 4 AWG through 1000 kcmil.

Performance

MVT kits are factory engineered to provide fast and easy installation with reliable performance.

All MVT kits are designed to meet or exceed the requirements of IEEE-48 for Alternating Current Cable Terminations.

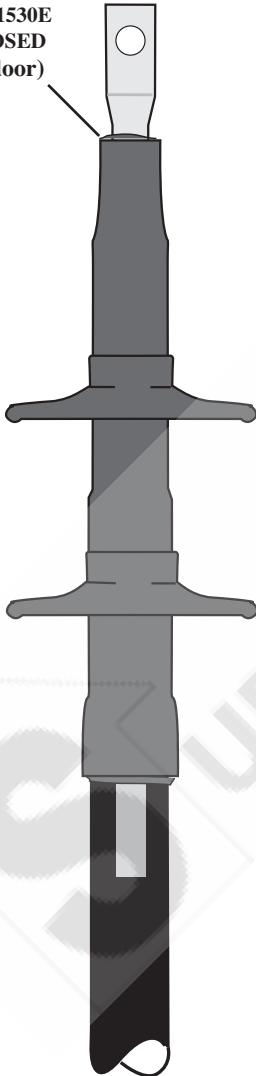
Convenient Packaging

The kits are packaged to provide three (3) single-core terminations. Everything is included to terminate three single cores less the terminal lugs and external grounding components. External grounding components can be included as a kit option. Connectors can be supplied in the kits; subject to factory quote. See section 5 for connector information.

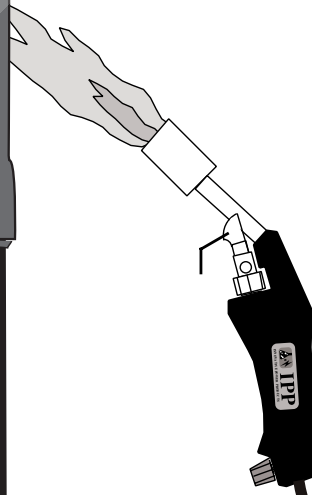
Related Product Information

MVT 1530: Price List PL-631

MVT 1530E
EXPOSED
(outdoor)

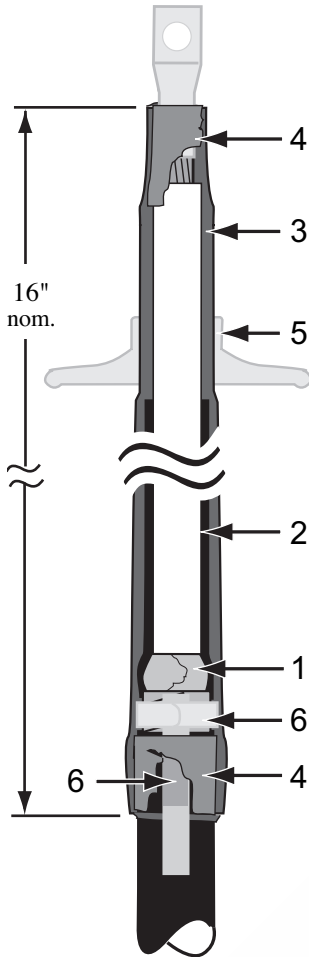


MVT 1530
SHELTERED
(indoor)



Electrical Specifications: 15kV Related Accessories

Test Requirement	Value	MVT1530
AC withstand, 1 minute (60 hz)	50 kV	PASS
DC withstand, 15 minutes	75 kV	PASS
Discharge Extinction Voltage (<3pC)	13 kV	> 13kV
Impulse withstand 1.2 x 50 μs (crest kV)	110 kV	> 110kV
Wet withstand, 10 seconds	45 kV	PASS
Dry withstand, 6 hours	35 kV	PASS
Continuous current rating	= Cable	= Cable



Bill of Materials: 1 kit terminates 1-1/C cable end (Std. Pkg = 3 kits)

Key	Item Description	Quantity	Supplied
1	Field Control Material	1 strip	In All Kits
2	Field Control Tubing	1 tube	In All Kits
3	Non-Tracking Tubing	1 tube	In All Kits
4	Sealant Strips	as required	In All Kits
-	Installation Guide	1 each	In All Kits

Options: Modification kits: requirements for one kit

Key	Item Description	Quantity	Nomenclature
5	Non-Tracking Shed	2 per kit	E - Emod Kit**
6	Sealed Ground Kit	1 per kit	G - Gmod Kit**
-	Cable Cleaning Kit (Not Shown)	1 per kit	P - Pmod Kit**
-	Terminal Lugs*	1 per kit	Factory Quoted*

15kV Selection Guide

Conductor Range <i>All Dimensions in Inches</i>	Kit Catalog Number	Insulation Diameter	Jacket Diameter Max
4 - 1/0 AWG	MVT 1531	0.60 - 0.95	1.15
2/0 - 250 AWG	MVT 1532	0.80 - 1.12	1.37
250 - 500 kcmil	MVT 1533	0.98 - 1.36	1.65
750 - 1000 kcmil	MVT 1534	1.30 - 1.70	2.00

Ordering Information

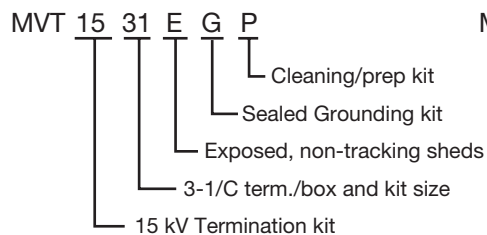
1. Select the kit catalog number by the cable size and dimensions. One kit contains everything needed to terminate one single-core cable end, less the connectors, for sheltered (indoor) use. A standard package contains three (3) kits. **Confirm the dimensional data at the extremes of the size range.**

2. Add the mod kit letter designation as needed to change the base kit :

- E** - sheds are required for exposed (outdoor) environments.
- G** - sealed grounding kit (Gmod)
- P** - cable cleaning kit (Pmod)

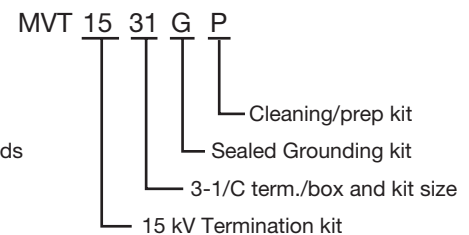
EXAMPLE:

For 1/C, 2 AWG, 15kV cable to be installed in an exposed (outdoor) environment, using a sealed grounding kit (G mod) and a cable cleaning kit:



EXAMPLE:

For 1/C, 350 kcmil, 15kV cable to be installed in a sheltered (indoor) environment, using a sealed grounding kit (Gmod) and a cable cleaning kit:



* CONNECTORS: To have connectors supplied in the kits, please refer to Section 5 in this catalog for connector selection information. The connectors must be ordered separately but can be packaged within the kits if detailed information is supplied. ** Supplied if specified. *** WRAPAROUND SLEEVE with stainless steel channel-Contact IPP for more information.