



# MVT 2510UD Series

## 25kV Medium Voltage URD Termination

Class 1 terminator for 1/C 25-28kV bare & jacketed concentric extruded dielectric shielded power cable

### Description

The Innovative Power Products MVT 2510UD series Class 1 terminator is a heatshrinkable 25-28kV termination for both bare and jacketed concentric neutral power cables. The IPP MVT 2510UDE series terminator is for applications where the terminator is exposed to precipitation or direct sunlight.

MVT kits provide a lightweight, compact and flexible alternative to porcelain terminators. These features allow the installation of the system in low profile switchgear and other enclosures requiring multiple cable-to-busbar connections.

This terminator adds no significant weight to the cable, therefore no special hardware is required to support the completed termination. It can be connected directly to the cut-out or overhead line without a separate crossarm.

### Versatility

MVT 2510UD kits cover a wide range of conductor sizes and shapes. They accommodate out-of-round or off-tolerance cables. The standard kits fit both bare concentric neutral, and jacketed concentric neutral power cables. Three (3) kit sizes cover all cable sizes from 2 AWG through 1500 kcmil.

### Performance

MVT kits are factory engineered to provide fast and easy installation with reliable performance.

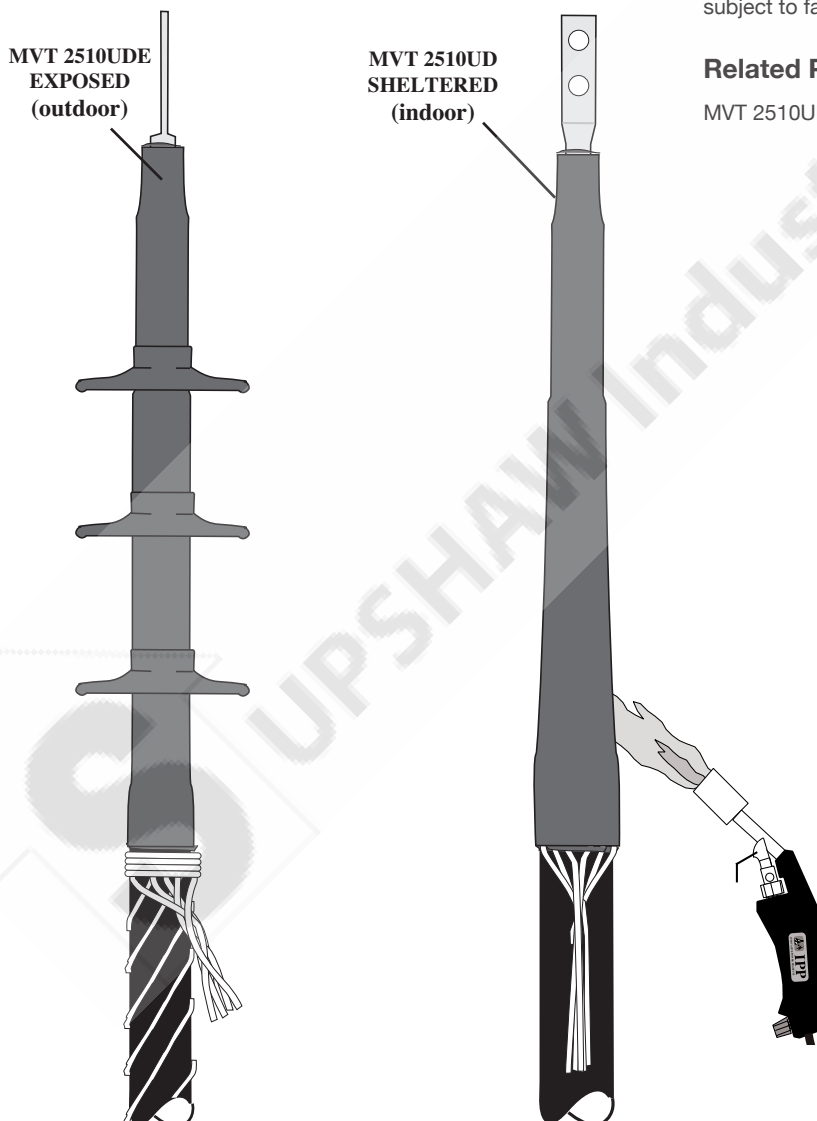
All MVT kits are designed to meet or exceed the requirements of IEEE-48 for Alternating Current Cable Terminations.

### Convenient Packaging

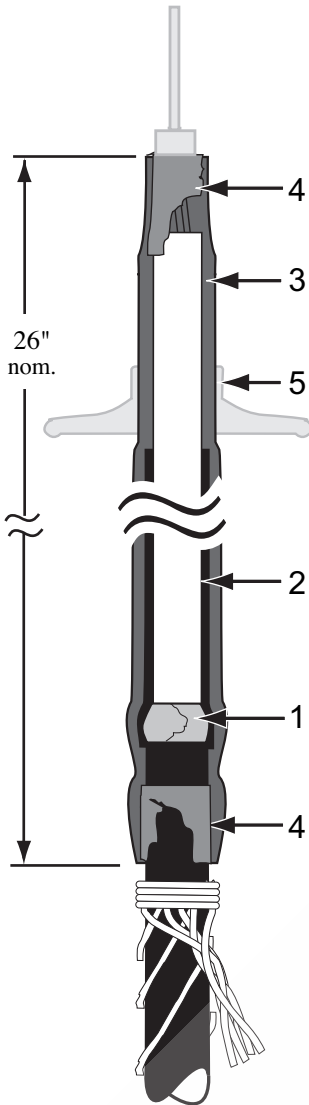
The kits are packaged to provide one each, single-core terminator per box. Everything is included to terminate one single core cable end less the terminal lugs. Connectors can be supplied in the kits; subject to factory quote. See section 5 for connector information.

### Related Product Information

MVT 2510UD(E): Price List PL-641



## Electrical Specifications: 25kV Related Accessories



### Test Requirement

AC withstand, 1 minute (60 hz)
DC withstand, 15 minutes
Discharge Extinction Voltage (<3pC)
Impulse withstand 1.2 x 50 $\mu$ s (crest kV)
Wet withstand, 10 seconds
Dry withstand, 6 hours
Continuous current rating

### Value

65 kV
105 kV
21.5 kV
150 kV
60 kV
55 kV
= Cable

### MVT 2510UD

PASS
PASS
> 21.5kV
> 150kV
PASS
PASS
= Cable

## Bill of Materials: (Std. Pkg (1 kit) terminates 1-1/C cable end

Key	Item Description	Quantity	Supplied
1	Field Control Material	1 strip	In All Kits
2	Field Control Tubing	1 tube	In All Kits
3	Non-Tracking Tubing	1 tube	In All Kits
4	Sealant Strips	as required	In All Kits
-	Installation Guide	1 each	In All Kits

## Options: Modification items for 1 kit

Key	Item Description	Quantity	Nomenclature
5	Non-Tracking Shed	3 pieces	E - Emod Kit**
-	Cable Cleaning Kit (Not Shown)	1 kit	P - Pmod Kit**
-	Terminal Lugs	1 piece	Factory Quoted*

## 25kV Selection Guide

Conductor Range <i>All Dimensions in Inches</i>	Kit Catalog Number	Insulation Diameter	Jacket Diameter
2 - 350 kcmil	MVT 2511UD	0.85 - 1.35	0.90 - 1.75
500 - 1000 kcmil	MVT 2512UD	1.25 - 1.95	1.30 - 2.10
1000 - 1500 kcmil	MVT 2513UD	1.55 - 2.25	1.60 - 2.50

## Ordering Information

1. Select the kit catalog number by the cable size. A standard package contains everything needed to terminate one (1) single-core (1/C) cables, less the connectors, for sheltered (indoor) use. **Confirm the dimensional data at the extremes of the size range.**

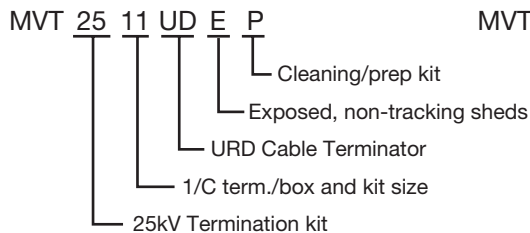
2. Add the mod kit letter designation as needed to change the base kit:

E - sheds are required for exposed (outdoor) environments.

P - cable cleaning kit (Pmod)

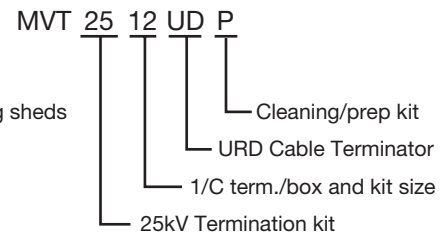
### EXAMPLE:

For 1/C, 1 AWG, 25kV cable to be installed in an exposed (outdoor) environment, including a cable cleaning kit:



### EXAMPLE:

For 1/C, 500 kcmil, 25kV cable to be installed in a sheltered (indoor) environment, including a cable cleaning kit:



\* CONNECTORS: To have connectors supplied in the kits, please refer to Section 5 in this catalog for connector selection information. The connectors must be ordered separately but can be packaged within the kits if detailed information is supplied. \*\* Supplied if specified. \*\*\* WRAPAROUND SLEEVE with stainless steel channel-Contact IPP for more information.