



MVT 2530 Series

25kV Medium Voltage Termination

Class 1 terminator for 1/C 25-28kV extruded dielectric shielded power cable

Description

The Innovative Power Products MVT 2530 series Class I terminators are heatshrinkable 25kV (22-28kV) extruded dielectric, shielded, medium voltage power cable terminations. The MVT 2530E series terminations are for applications where the terminator is exposed to the elements such as precipitation or direct outdoor sunlight.

MVT kits provide a lightweight, compact and flexible alternative to porcelain terminators. These features allow the installation of the system in low profile switchgear and other enclosures requiring multiple cable-to-busbar connections. The MVT system does not add any significant weight to the cable, therefore no special hardware is required to support the completed termination.

Versatility

MVT 2530 kits cover a wide range of conductor sizes and shapes. They accommodate out-of-round or off-tolerance cables in both round and sector shaped conductors. The standard kits fit all types of cable constructions, including: metallic tape shield, drain wire shield, lead covered and Unishield® power cables. Three (3) kit sizes cover all cable sizes from 2 AWG through 1000 kcmil.

Performance

MVT kits are factory engineered to provide fast and easy installation with reliable performance.

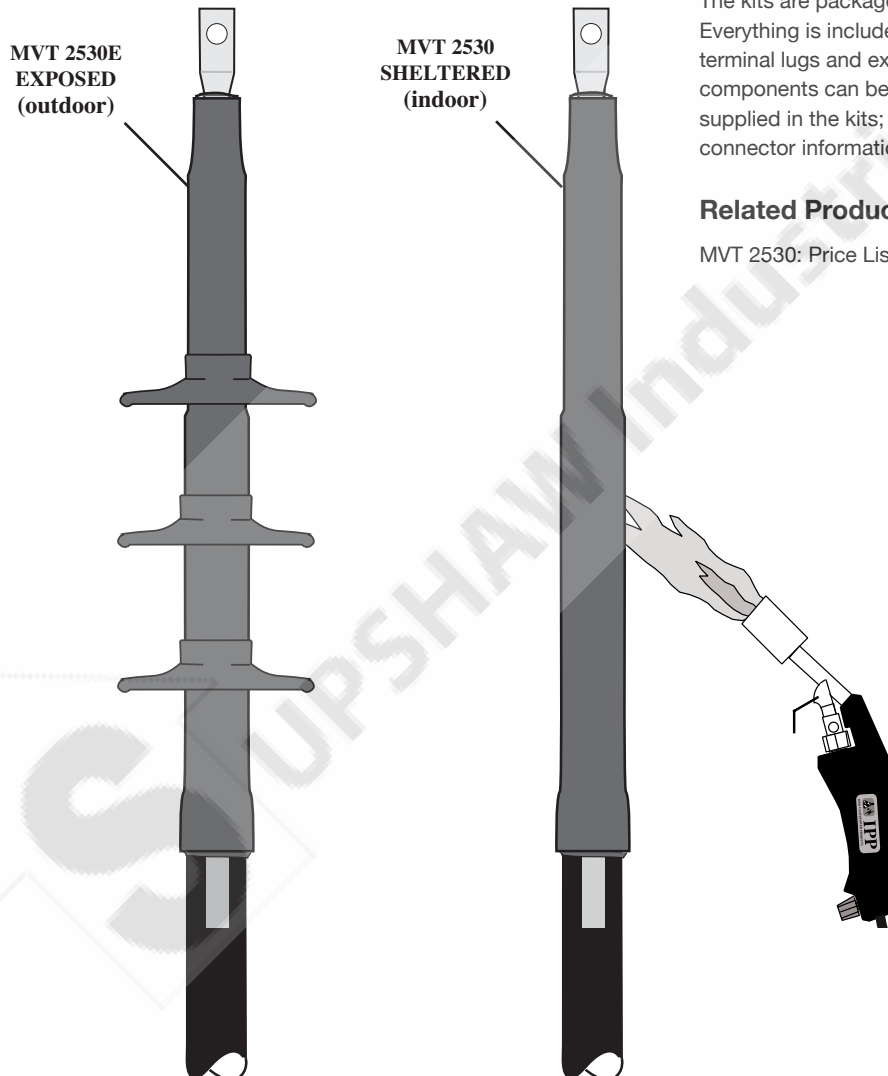
All MVT kits are designed to meet or exceed the requirements of IEEE-48 for Alternating Current Cable Terminations.

Convenient Packaging

The kits are packaged to provide three (3) single-core terminations. Everything is included to terminate three single cores less the terminal lugs and external grounding components. External grounding components can be included as a kit option. Connectors can be supplied in the kits; subject to factory quote. See section 5 for connector information.

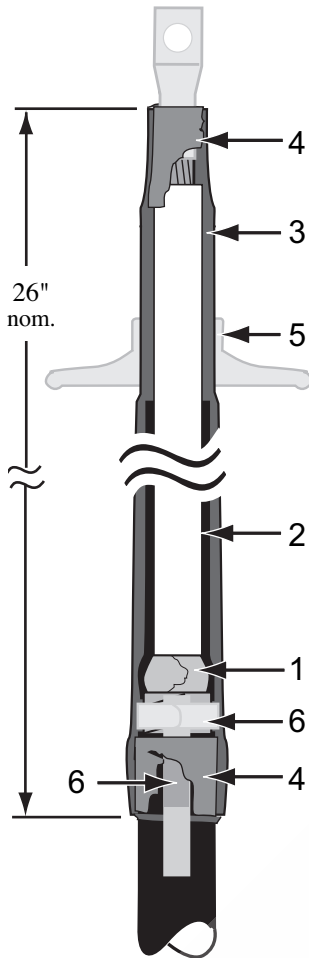
Related Product Information

MVT 2530: Price List PL-642



Electrical Specifications: 25kV Related Accessories

Test Requirement	Value	MVT 2530
AC withstand, 1 minute (60 hz)	65 kV	PASS
DC withstand, 15 minutes	105 kV	PASS
Discharge Extinction Voltage (<3pC)	21.5 kV	> 21.5kV
Impulse withstand 1.2 x 50 μs (crest kV)	150 kV	> 150kV
Wet withstand, 10 seconds	60 kV	PASS
Dry withstand, 6 hours	55 kV	PASS
Continuous current rating	= Cable	= Cable



Bill of Materials: (Std. Pkg: 3 kits) terminates 1 - 1/C cable end

Key	Item Description	Quantity	Supplied
1	Field Control Material	1 strip	In All Kits
2	Field Control Tubing	1 tube	In All Kits
3	Non-Tracking Tubing	1 tube	In All Kits
4	Sealant Strips	as required	In All Kits
-	Installation Guide	1 each	In All Kits

Options: Modification items for 1 kit

Key	Item Description	Quantity	Nomenclature
5	Non-Tracking Shed	3 pieces	E - Emod Kit**
6	Sealed Grounding Kit	1 piece	G - Gmod Kit**
-	Cable Cleaning Kit (Not Shown)	1 kit	P - Pmod Kit**
-	Terminal Lugs	1 piece	Factory Quoted

25kV Selection Guide

Conductor Range	Kit Catalog Number	Insulation Diameter	Jacket Max Diameter
<i>All Dimensions in Inches</i>			
2 - 3/0 AWG	MVT 2531	0.80 - 1.10	1.50
4/0 - 350 kcmil	MVT 2532	1.00 - 1.31	1.76
500 - 1000 kcmil	MVT 2533	1.20 - 2.16	2.26

Ordering Information

1. Select the kit catalog number by the cable size. A standard package contains everything needed to terminate one (1) single-core (1/C) cables, less the connectors, for sheltered (indoor) use. **Confirm the dimensional data at the extremes of the size range.**

2. Add the mod kit letter designation as needed to change the base kit:

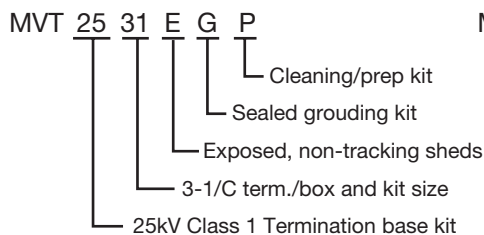
E - sheds are required for exposed (outdoor) environments.

G - sealed grounding kit (Gmod)

P - cable cleaning kit (Pmod)

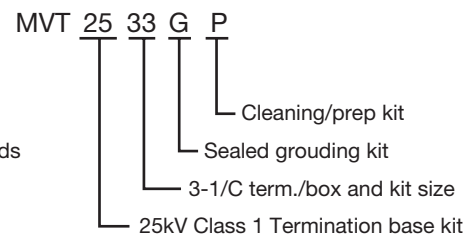
EXAMPLE:

For 1/C, 2/0 AWG, 25kV cable to be installed in an exposed (outdoor) environment, using a sealed grounding kit (Gmod) and a cable cleaning kit:



EXAMPLE:

For 1/C, 500 kcmil, 25kV cable to be installed in a sheltered (indoor) environment, using a sealed grounding kit (Gmod) and a cable cleaning kit:



* CONNECTORS: To have connectors supplied in the kits, please refer to Section 5 in this catalog for connector selection information. The connectors must be ordered separately but can be packaged within the kits if detailed information is supplied. ** Supplied if specified. *** WRAPAROUND SLEEVE with stainless steel channel-Contact IPP for more information.