



# MVT 40510 Series

## 3/C, 5kV Medium Voltage Termination with Boot

Class 1 Terminator for 3 core 2.3-6.6kV extruded dielectric, shielded power cable w/ up to 3 grounds

### Description

The Innovative Power Products MVT 40510 series Class I termination kits are heatshrinkable terminators for three-core armored or unarmored 5kV (2.3-6.6kV), extruded dielectric, shielded, medium voltage cables with or without ground wires. The MVT 40510E series terminations are for applications where the terminators are exposed to the elements such as precipitation or direct outdoor sunlight.

MVT 40510 series kits provide a lightweight compact alternative to other three-core termination methods. There are no compounds to mix and pour and no labor-intensive taping procedures. MVT 40510 series terminators provide a rugged, low cost and reliable cable termination.

### Versatility

MVT 40510 kits cover a wide range of conductor sizes and shapes. They accommodate out-of-round or off-tolerance cables; in both round and sector shaped conductors. The standard kits fit all types of three-core cable constructions with or without ground wires, including: metallic tape shield, drain wire shielded, lead covered and Unishield® power cables. MVT 40510 series kits can be used on armored cables when no separate armor terminator is used. The kits are based on the single-core MVT 0530 series kits with additional components to convert the three-core cable into three, individual single cores. The forty-eight inch (48") tail length allows for easy training of the termination system in switchgear or at the riser in overhead applications. Five (5) kit sizes cover all cable sizes from 8 AWG through 1000 kcmil.

### Performance

MVT 40510 kits are factory engineered to provide fast and easy installation with reliable performance.

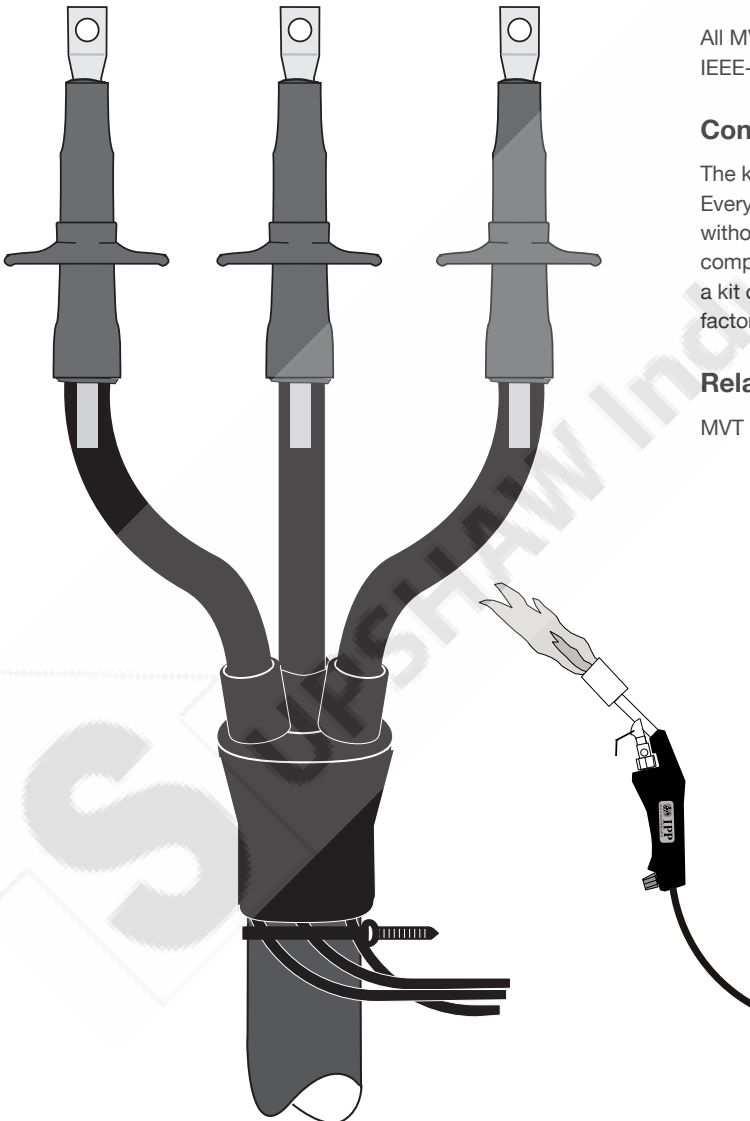
All MVT kits are designed to meet or exceed the requirements of IEEE-48 for Alternating Current Cable Terminations.

### Convenient Packaging

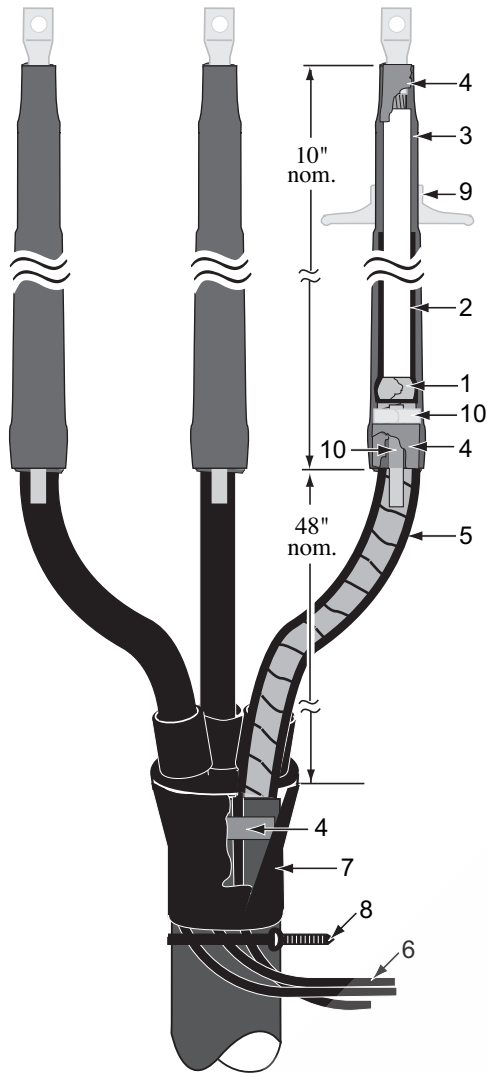
The kits are packaged to provide one (1) three-core termination. Everything is included to terminate the three-core cable with or without ground wires, less the terminal lugs\* and external grounding components. External grounding components can be included as a kit option. Connectors can be supplied in the kits; subject to factory quote. See section 5 for connector information.

### Related Product Information

MVT 40510: Price List PL-612



## Electrical Specifications: 5kV Related Accessories



Test Requirement	Value	MVT 40510
AC withstand, 1 minute (60 hz)	25 kV	PASS
DC withstand, 15 minutes	50 kV	PASS
Discharge Extinction Voltage (<3pC)	4.5 kV	> 4.5kV
Impulse withstand 1.2 x 50 µs (crest kV)	75 kV	> 75kV
Wet withstand, 10 seconds	25 kV	PASS
Dry withstand, 6 hours	15 kV	PASS
Continuous current rating	= Cable	= Cable

### Bill of Materials: Std. Pkg.(1 kit) terminates 1-3/C cable end.

Key	Item Description	Quantity	Supplied
1	Field Control Material	3 strips	In All Kits
2	Field Control Tubing	3 tubes	In All Kits
3	Non-Tracking Tubing	3 tubes	In All Kits
4	Sealant Strips	as required	In All Kits
5	Core Jacketing Tubing	3 tubes	In All Kits
6	Ground Jacketing Tubing	3 tubes	In All Kits
7	Cable Breakout (3 leg)	1 each	In All Kits
8	Cable Tie (U.V./Black)	1 each	In All Kits
-	Installation Guide	1 each	In All Kits

### Options: Modification items for 1-3/C kit

Key	Item Description	Quantity	Nomenclature
9	Non-Tracking Sheds	3 per kit	<b>E</b> - Emod Kit**
10	Sealed Ground Kits	3 per kit	<b>G</b> - Gmod Kit**
-	Cable Cleaning Kit (Not Shown)	1 per kit	<b>P</b> - Pmod Kit**
-	Terminal Lugs	3 per kit	Factory Quoted*

### 5kV Selection Guide

Conductor Range	Kit Catalog Number	Insulation Diameter	Jacket Diameter
<i>All Dimensions in Inches</i>			
6 - 2 AWG	MVT 40511	0.40 - 0.61	1.10 - 2.75
1 - 3/0 AWG	MVT 40512	0.50 - 0.80	1.10 - 2.75
4/0 - 350 kcmil	MVT 40513	0.70 - 1.05	1.75 - 4.00
500 - 1000 kcmil	MVT 40514	1.00 - 1.50	1.75 - 4.00

### Ordering Information

1. Select the kit catalog number by the cable size. The kit contains everything needed to terminate 3/C cable less the connectors for sheltered (indoor) use. **Confirm the dimensions when at the extremes of the size range.**

2. Add the mod kit letter designation as needed to change the base kit :

**E** - sheds are required for exposed (outdoor) environments.

**G** - sealed grounding kit (Gmod)

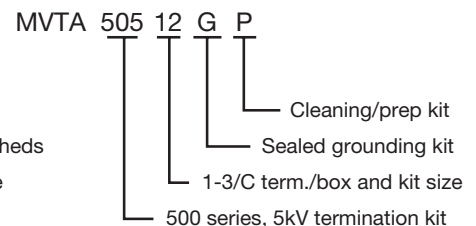
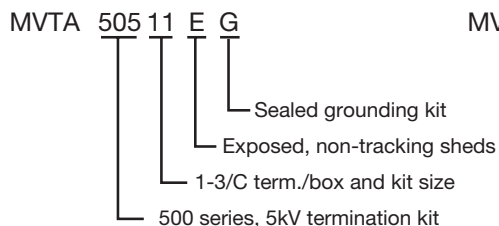
**P** - cable cleaning kit (Pmod)

#### EXAMPLE:

3/C, 2 AWG, 5kV cable w/o grounds, installed in an exposed (outdoor) location, with sealed grounding kits (Gmod) and preparation/cleaning kit:

#### EXAMPLE:

3/C armored, 2/0 AWG 5kV cable with 1-3 grounds, installed in a sheltered (indoor) location with sealed grounding kits and preparation/cleaning kit:



\* CONNECTORS: To have connectors supplied in the kits, please refer to Section 5 in this catalog for connector selection information. The connectors must be ordered separately but can be packaged within the kits if detailed information is supplied. \*\* Supplied if specified. \*\*\* WRAPAROUND SLEEVE with stainless steel channel-Contact IPP for more information.