



MVT 40810 Series

3/C, 8kV Medium Voltage Termination with Boot

Class 1 Terminator for 3/C 7.2-11kV extruded dielectric, shielded power cable with up to 3 grounds

Description

The Innovative Power Products MVT 40810 series Class I termination kits are heatshrinkable terminators for three-core armored or unarmored 8kV (7.2-11kV), extruded dielectric, shielded, medium voltage cables with or without ground wires. The MVT 40810E series terminations are for applications where the terminators are exposed to the elements such as precipitation or direct outdoor sunlight.

MVT 40810 series kits provide a lightweight compact alternative to other three-core termination methods. There are no compounds to mix and pour and no labor-intensive taping procedures. MVT 40810 series terminators provide a rugged, low cost and reliable cable termination.

Versatility

The MVT 40810 kits cover a wide range of conductor sizes and shapes. They accommodate out-of-round or off-tolerance cables, in both round and sector shaped conductors. The standard kits fit all types of three-core cable constructions with or without ground wires, including: metallic tape shield, drain wire shielded, lead covered and Unishield® power cables. MVT 40810 series kits can be used on armored cables when no separate armor terminator is used. These kits are based on the single-core MVT 0830 series kits with additional components to convert the three-core cable into three, individual single cores. The forty-eight inch (48") tail length allows for easy training of the termination in switchgear or at the riser in overhead transition applications. Four (4) kit sizes cover cable sizes from 4 AWG through 1000 kcmil.

Performance

MVT 40810 kits are factory engineered to provide fast and easy installation with reliable performance.

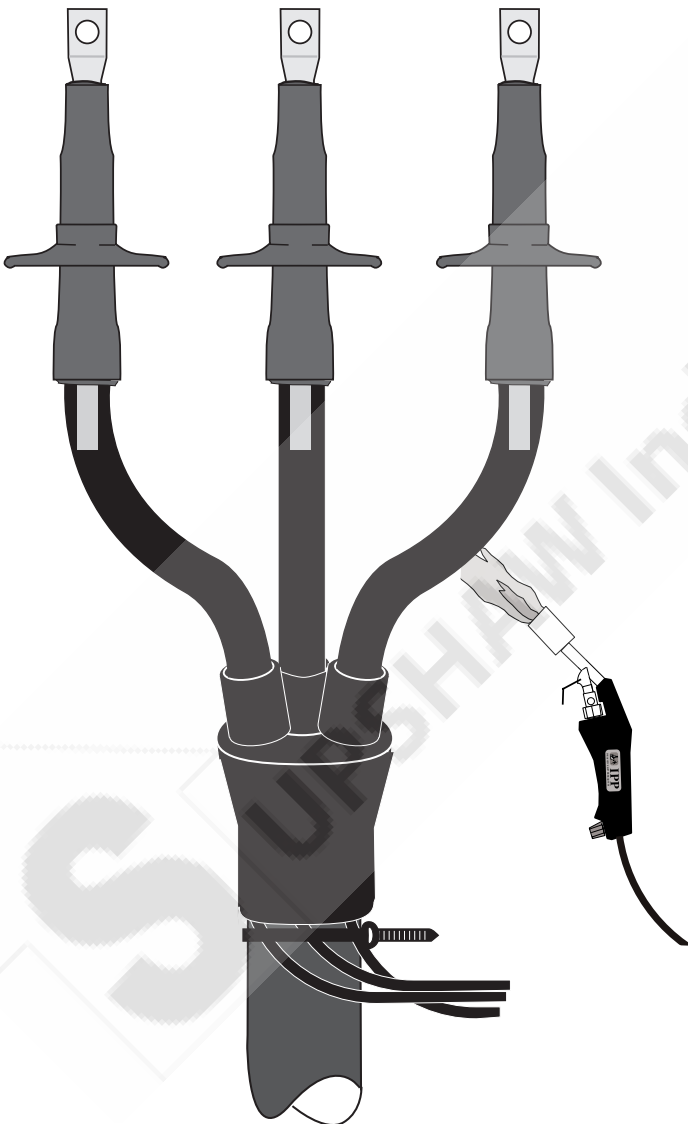
All MVT kits are designed to meet or exceed the requirements of IEEE-48 for Alternating Current Cable Terminations.

Convenient Packaging

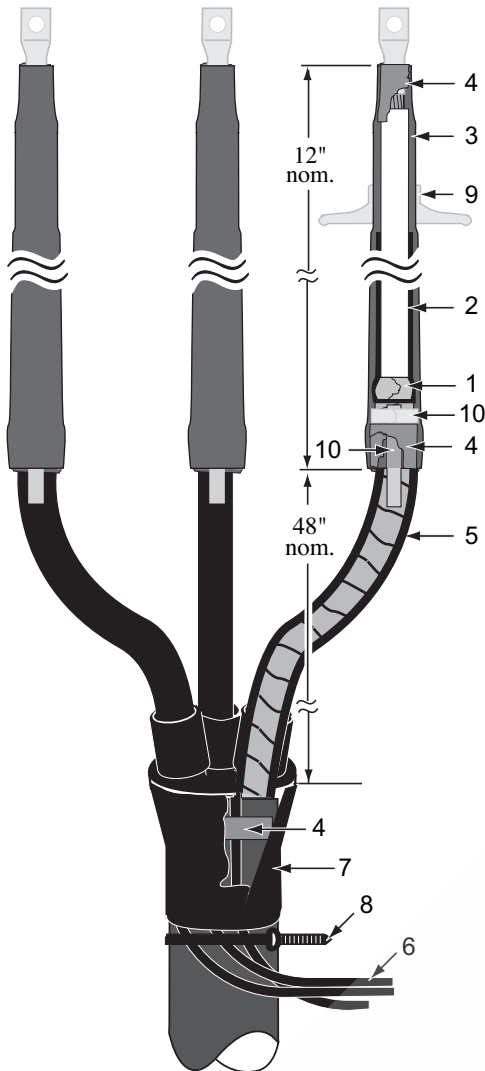
The kits are packaged to provide one (1) three-core termination. Everything is included to terminate the three-core cable with or without ground wires less the terminal lugs and external grounding components. External grounding components can be included as a kit option. Connectors can be supplied in the kits; subject to factory quote. See section 5 for connector information.

Related Product Information

MVT 40810: Price List PL-622



Electrical Specifications: 8kV Related Accessories



| Test Requirement | Value | MVT 40810 |
|--|---------|-----------|
| AC withstand, 1 minute (60 Hz) | 35 kV | PASS |
| DC withstand, 15 minutes | 65 kV | PASS |
| Discharge Extinction Voltage (<3pC) | 7.5 kV | > 7.5kV |
| Impulse withstand 1.2 x 50 μs (crest kV) | 95 kV | > 95kV |
| Wet withstand, 10 seconds | 30 kV | PASS |
| Dry withstand, 6 hours | 25 kV | PASS |
| Continuous current rating | = Cable | = Cable |

Bill of Materials: (Std. Pkg = 1 kit) Terminates 1 - 3/C cable end

| Key | Item Description | Quantity | Supplied |
|-----|--------------------------|-------------|-------------|
| 1 | Field Control Material | 3 strips | In All Kits |
| 2 | Field Control Tubing | 3 tubes | In All Kits |
| 3 | Non-Tracking Tubing | 3 tubes | In All Kits |
| 4 | Sealant Strips | as required | In All Kits |
| 5 | Core Jacketing Tubing | 3 tubes | In All Kits |
| 6 | Ground Jacketing Tubing | 3 tubes | In All Kits |
| 7 | Cable Breakout (3 leg) | 1 each | In All Kits |
| 8 | Cable Tie (UV Jacketing) | 1 each | In All Kits |
| - | Installation Guide | 1 each | In All Kits |

Options: Modification items for 1 - 3/C kit

| Key | Item Description | Quantity | Nomenclature |
|-----|--------------------------------|-----------|-----------------------|
| 9 | Non-Tracking Shed | 3 per kit | E - Emod Kit** |
| 10 | Sealed Ground Kit | 3 per kit | G - Gmod Kit** |
| - | Cable Cleaning Kit (Not Shown) | 1 per kit | P - Pmod Kit** |
| - | Terminal Lugs | 3 per kit | Factory Quoted* |

8kV Selection Guide for 3/C cable without grounds

| Conductor Range | Kit Catalog Number | Insulation Diameter | Jacket Diameter Max |
|---------------------------------|--------------------|---------------------|---------------------|
| <i>All Dimensions in Inches</i> | | | |
| 4 - 2 AWG | MVT 40811 | 0.47 - 0.66 | 1.10 - 2.75 |
| 1 - 2/0 AWG | MVT 40812 | 0.55 - 0.85 | 1.10 - 2.75 |
| 3/0 - 350 kcmil | MVT 40813 | 0.73 - 1.06 | 1.75 - 4.00 |
| 500 - 1000 kcmil | MVT 40814 | 1.00 - 1.55 | 1.75 - 4.00 |

Ordering Information

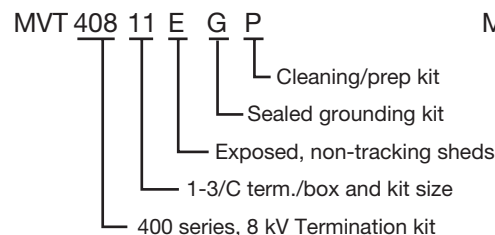
1. Select the kit catalog number by the cable size. The kit contains everything needed to terminate 3/C cable less the connectors for sheltered (indoor) use. **Confirm the dimensions when at the extremes of the size range.**

2. Add the mod kit letter designation as needed to change the base kit:

- E** - sheds are required for exposed (outdoor) environments.
- G** - sealed grounding kit (Gmod)
- P** - cable cleaning kit (Pmod)

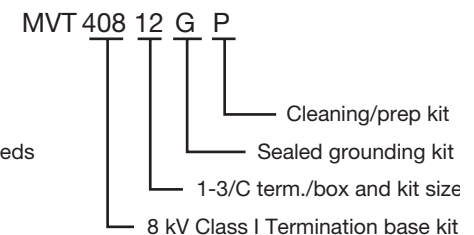
EXAMPLE:

For 3/C, 2 AWG, 8kV cable without grounds installed in an exposed (outdoor) environment, with sealed grounding kits (Gmod) and cable cleaning kit:



EXAMPLE:

For a 3/C armored, 2/0 AWG, 8kV cable with 1, 2, or 3 grounds, installed in a sheltered (indoor) environment with sealed grounding kits and cleaning kit:



* CONNECTORS: To have connectors supplied in the kits, please refer to Section 5 in this catalog for connector selection information. The connectors must be ordered separately but can be packaged within the kits if detailed information is supplied. ** Supplied if specified. *** WRAPAROUND SLEEVE with stainless steel channel-Contact IPP for more information.