



MVTA 53510 Series

35kV Medium Voltage Termination without Boot

Class 1 terminator, 3/C armored 33-36kV extruded dielectric shielded power cable using armor terminator

Description

The Innovative Power Products MVTA 53510 series Class I termination kits are heatshrinkable terminators for three-core armored 35kV (33-36kV) extruded dielectric, shielded medium voltage power cables when an armor terminator is used to terminate and seal the cable's armor and jacket. The MVTA 53510E series terminators are for applications where the terminators are exposed to the elements (outdoor).

MVTA 53510 series kits provide a lightweight, compact alternative to other three-core termination methods. The MVTA 53510 series kit makes installation of the armor terminator faster, easier and the system more reliable.

Versatility

MVTA 53510 kits cover a wide range of conductor sizes and shapes. The standard kits fit all types of three-core armored cable constructions, including: metallic tape shield, drain wire shielded, lead covered and Unishield® cables. These kits are based on the single-core MVTA 3530 series kits with core and ground wire tubings to jacket the exposed shields. The forty-eight inch (48") tail length allows for easy training of the termination system in switch-gear or at the riser in overhead applications. Three (3) kit sizes cover all cable sizes from 1 AWG through 1500 kcmil.

If desired, a cable 'through-passage' fitting can be used to seal the cable jacket while allowing the jacketed cable to enter the enclosure. This fitting is less expensive than an armor terminator and much simpler to install. When a 'through-passage device is used, the MVTA 53510 termination should be used to protect and seal the system this combination is often less expensive than the use of armor terminators.

Performance

MVTA 53510 series kits are factory engineered to provide fast and easy installation with reliable performance.

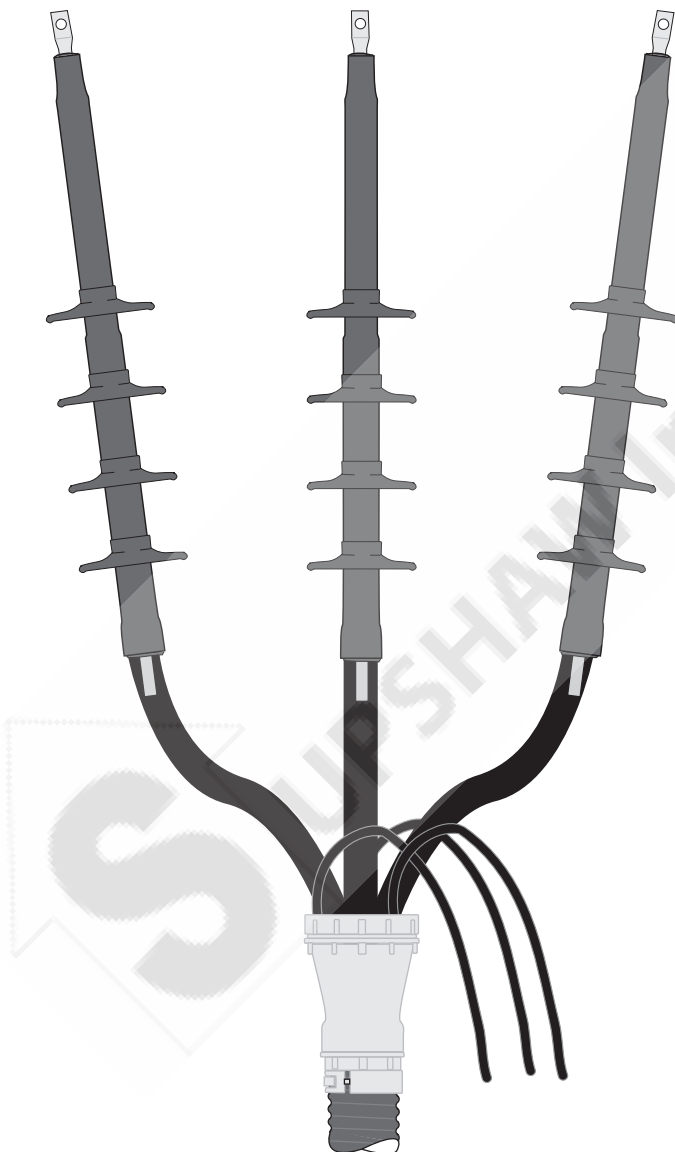
All MVT kits are designed to meet or exceed the requirements of IEEE-48 for Alternating Current Cable Terminations.

Convenient Packaging

The kits are packaged to provide one each (1) three-core termination. Everything is included to terminate the three-core armored cable less the terminal lugs, external grounding components and the armor terminator. External grounding components can be included as a kit option. Connectors can be supplied in the kits; subject to factory quote. See section 5 for connector information.

Related Product Information

MVT 53510: Price List PL-655



Electrical Specifications: 35kV Related Accessories

Test Requirement	Value	MVT 53510
AC withstand, 1 minute (60 hz)	90 kV	PASS
DC withstand, 15 minutes	140 kV	PASS
Discharge Extinction Voltage (<3pC)	33.3 kV	> 33.3kV
Impulse withstand 1.2 x 50 μs (crest kV)	200 kV	> 200kV
Wet withstand, 10 seconds	80 kV	PASS
Dry withstand, 6 hours	75 kV	PASS
Continuous current rating	= Cable	= Cable

Bill of Materials: Std. Pkg: 1 kit = 1 each, 1-3/C cable end

Key	Item Description	Quantity	Supplied
1	Field Control Material	3 strips	In All Kits
2	Field Control Tubing	3 tubes	In All Kits
3	Non-Tracking Tubing	3 tubes	In All Kits
4	Sealant Strips	as required	In All Kits
5	Core Jacketing Tubing	3 tubes	In All Kits
6	Ground Jacketing Tubing	3 tubes	In All Kits
-	Installation Guide	1 each	In All Kits

Options: Modification Kits

Key	Item Description	Quantity	Nomenclature
7	Non-Tracking Shed	12 pieces	E - Emod Kit**
8	Sealed Grounding Kit	3 piece	G - Gmod Kit**
-	Cable Cleaning Kit (Not Shown)	1 kit	P - Pmod Kit**
-	Terminal Lugs	3 piece	Factory Quoted*

35kV Selection Guide

Conductor Range	Kit Catalog Number	Insulation Diameter
<i>All Dimensions in Inches</i>		
1 - 3/0 AWG	MVTA 53511	1.00 - 1.25
4/0 - 750 kcmil	MVTA 53512	1.19 - 1.82
800 - 1500 kcmil	MVTA 53513	1.82 - 2.25

Ordering Information

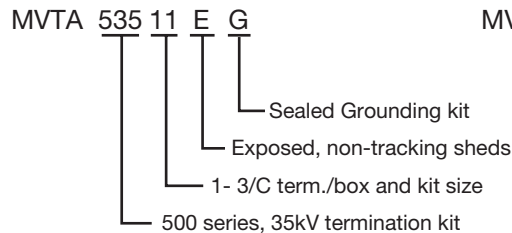
1. Select the kit catalog number by the cable size. The kit contains everything needed to terminate one 3/C armored cable less the armor terminator and connectors for sheltered (indoor) use. **Confirm the dimensions when at the extremes of the size range.**

2. Add the mod kit letter designation as needed to change the base kit:

- E** - sheds are required for exposed (outdoor) environments.
- G** - sealed grounding kit (Gmod)
- P** - cable cleaning kit (Pmod)

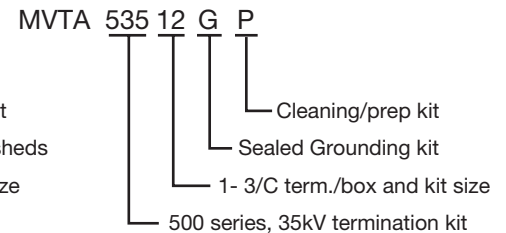
EXAMPLE:

For 3/C, armored 2/0 AWG, 35kV cable installed in an exposed (outdoor) environment, using a separately supplied armor terminator and adding sealed grounding kits (Gmod):



EXAMPLE:

For a 3/C armored, 350 kcmil 36kV cable installed in a sheltered (indoor) environment using a separately supplied armor terminator and adding the grounding and cleaning kits:



* CONNECTORS: To have connectors supplied in the kits, please refer to Section 5 in this catalog for connector selection information. The connectors must be ordered separately but can be packaged within the kits if detailed information is supplied. ** Supplied if specified. *** WRAPAROUND SLEEVE with stainless steel channel-Contact IPP for more information.

